



REDWOOD COAST
EnergyAuthority

Mahayla Slackerelli
Account Services Manager

Net Energy Metering Webinar


July 21, 2021

The Webinar will begin shortly

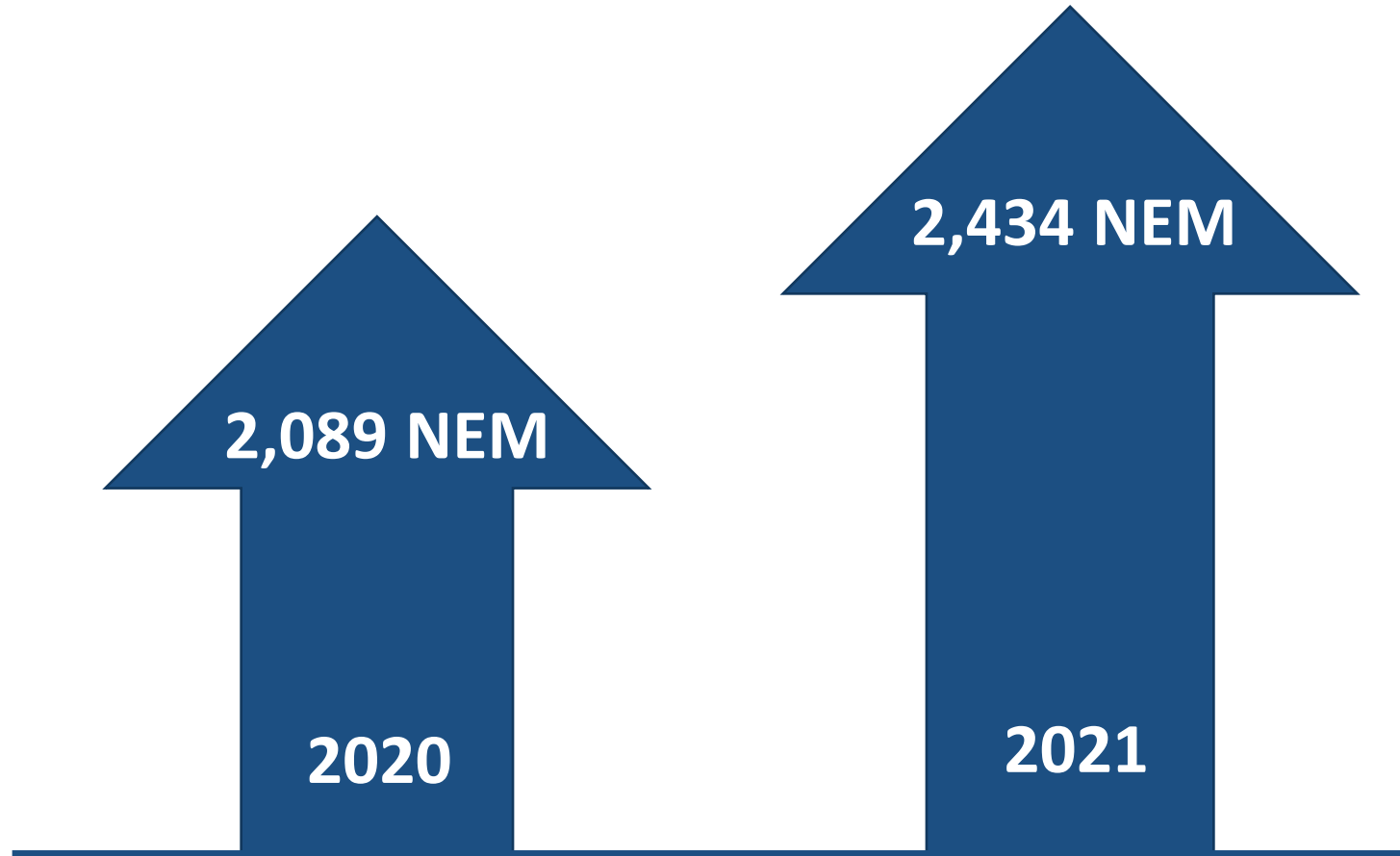
Webinar ID: 865 9112 5917

For Tech Support call (707) 572-7779

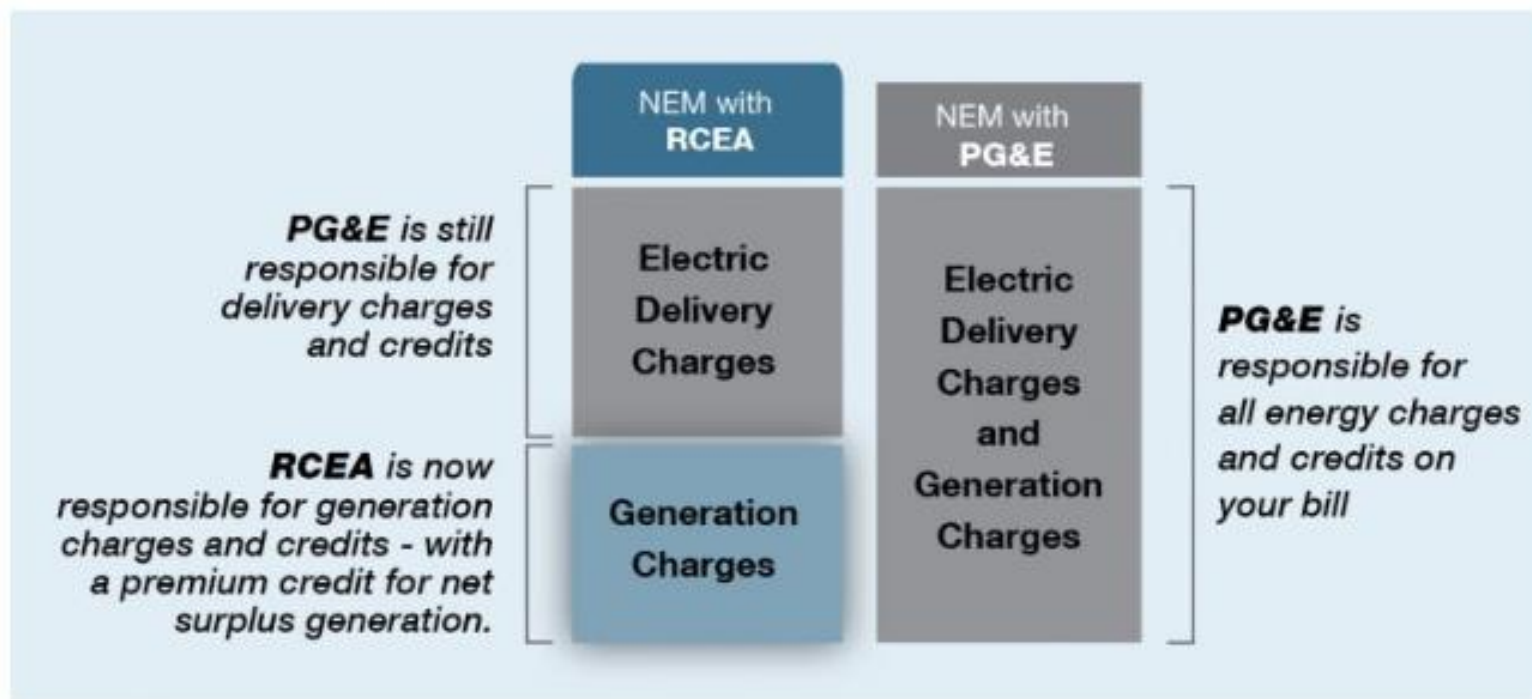
Submit your questions in the Q&A and we will answer them after the presentation.



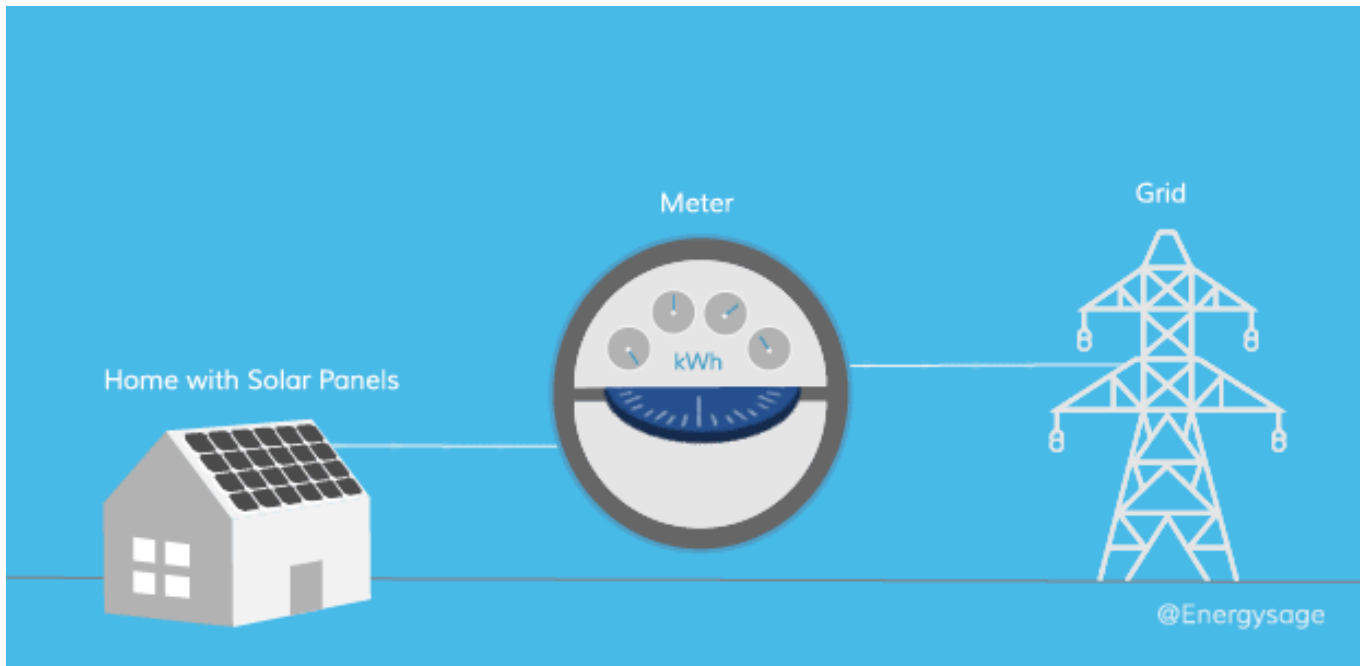
345 More NEM Customers this Year



PG&E Bundled Service vs. RCEA Service



Net Energy Metering



RCEA's Net Energy Metering Program

Enrollment

Enrollment in the CCE
NEM program is
automatic with the
PG&E interconnection
agreement.




Monthly Billing

RCEA bills monthly for the generation portion.

If you use more energy than you produce you will have smaller bills monthly, rather than one large bill at the end of the year for generation.

If you produce more solar electricity than you use your **credits roll over month to month** and you will not have any generation charges.




Excess Generation Credits

RCEA pays the retail generation rate for excess solar production plus an **extra \$0.01/kWh**. This is called the net generation bonus on your monthly bill.



Credits and Payout



For excess generation, RCEA pays out at your retail rate plus \$0.01/kWh, **\$0.11/kWh** on average.

Compare this to PG&E's Net Surplus Compensation program, which pays the wholesale rate, **\$0.03/kWh** on average.

www.pge.com/en_US/residential/solar-and-vehicles/green-energy-incentives/getting-credit-for-surplus-energy/getting-credit-for-surplus-energy.page

Yearly Payout

RCEA pays out customers with a credit of \$100 or more in May every year.



This Year's Payout

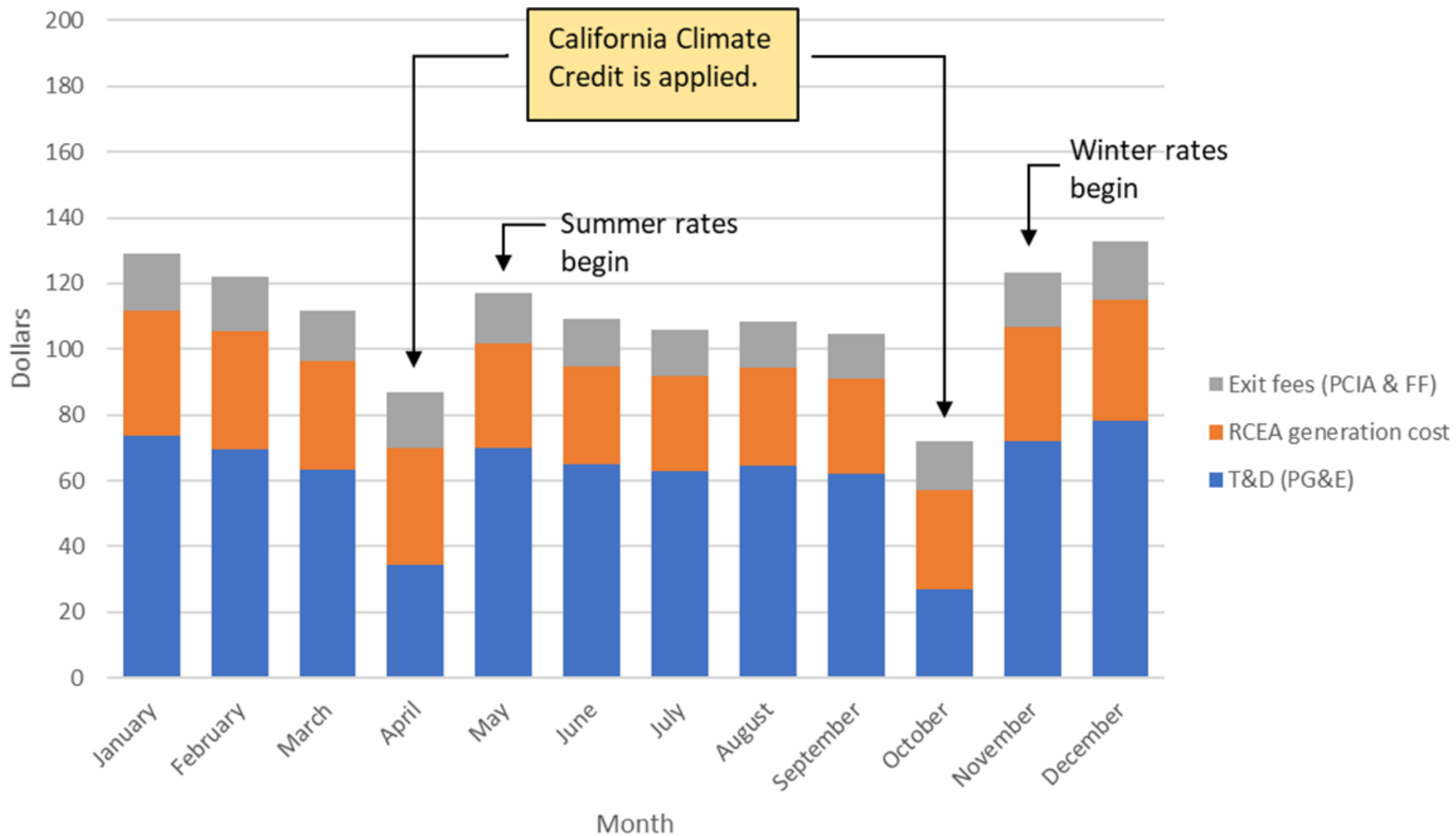
This year RCEA sent generation credit payouts to **575 customers** in Humboldt County that amounted to **~\$252,000**.



Yearly Billing Cycles

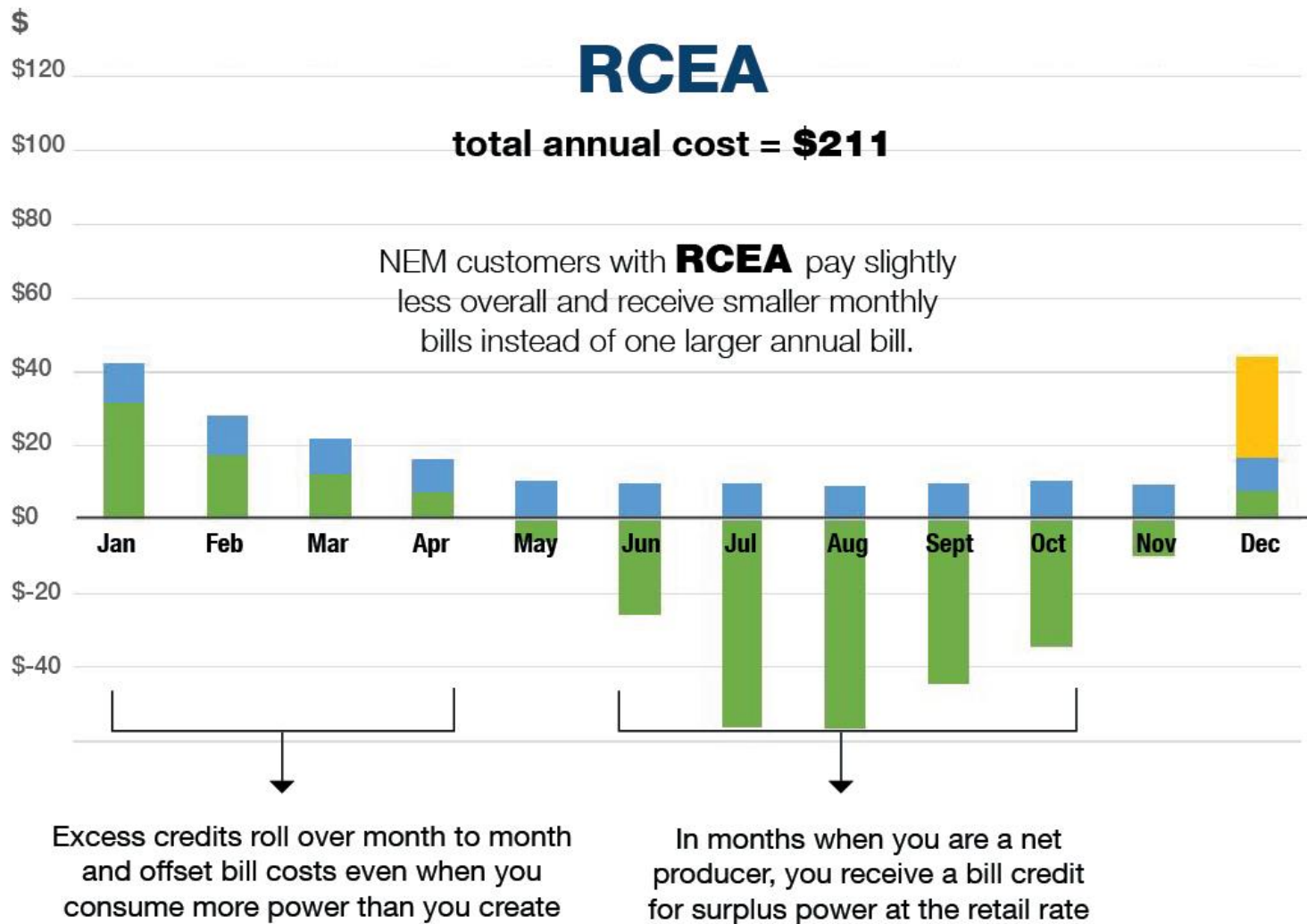


Yearly E-1 residential customer bill



Yearly Net Energy Metering Billing Cycle





- CONNECTION CHARGE**
Billed monthly for all NEM customers
- GENERATION**
Billed monthly for RCEA customers and annually for PG&E customers
- DELIVERY**
Trued-up and billed annually for all NEM customers

LEGEND

How to Read Your Net Energy Metering Bill



Account Summary

bill PAGE 1



ENERGY STATEMENT

www.pge.com/MyEnergy

Account No: **1234567891-0**
Statement Date: **08/09/2018**
Due Date: **08/30/2018**

Service For:

Humboldt
County
Resident

Questions about your bill?

Solar Hotline: 1-877-743-4112 M-F 8-5
Phone: 1-866-743-0335
24 hours per day, 7 days per week
www.pge.com/MyEnergy

Local Office Address

2555 MYRTLE AVE
EUREKA, CA 95501

Your Enrolled Programs

Net Energy Metering (NEM)

Your Account Summary

Amount Due on Previous Statement	\$33.24
Payment(s) Received Since Last Statement	-33.24
Previous Unpaid Balance	\$0.00
Current PG&E Electric Monthly Charges	\$ 9.86
REDWOOD COAST ENERGY AUTHORITY Electric Generation Charges	0.00
Current Gas Charges	5.34

Total Amount Due \$ 15.20

Your Net Energy Metering (NEM) Account Summary

Year-to-date (YTD) NEM charges are based on your YTD usage. Your NEM balance will be reconciled on your annual True-Up statement (06/2018) and other charges and taxes may apply. No credits will be carried over to your next True-Up period. Please see the "Summary of Your NEM YTD Charges" for more details.

Total NEM Charges Before Taxes	-\$7.54
Total Electric Minimum Delivery Charges	9.86
YTD Estimated NEM Charges At True-Up	\$0.00

1

Account Number

This is where you will find your existing PG&E account number.

Account Summary

bill PAGE 1



ENERGY STATEMENT

www.pge.com/MyEnergy

Account No: **1234567891-0**
Statement Date: **08/09/2018**
Due Date: **08/30/2018**

Service For:

Humboldt
County
Resident

Questions about your bill?

Solar Hotline: 1-877-743-4112 M-F 8-5
Phone: 1-866-743-0335
24 hours per day, 7 days per week
www.pge.com/MyEnergy

Local Office Address

2555 MYRTLE AVE
EUREKA, CA 95501

Your Enrolled Programs

Net Energy Metering (NEM)

Your Account Summary

Amount Due on Previous Statement	\$33.24
Payment(s) Received Since Last Statement	-33.24
Previous Unpaid Balance	\$0.00
Current PG&E Electric Monthly Charges	\$ 9.86
REDWOOD COAST ENERGY AUTHORITY Electric Generation Charges	0.00
Current Gas Charges	5.34

Total Amount Due \$ 15.20

Your Net Energy Metering (NEM) Account Summary

Year-to-date (YTD) NEM charges are based on your YTD usage. Your NEM balance will be reconciled on your annual True-Up statement (06/2018) and other charges and taxes may apply. No credits will be carried over to your next True-Up period. Please see the "Summary of Your NEM YTD Charges" for more details.

Total NEM Charges Before Taxes	-\$7.54
Total Electric Minimum Delivery Charges	9.86
YTD Estimated NEM Charges At True-Up	\$0.00

2 PG&E Electric Monthly Delivery Charges

This is the total monthly charges from PG&E for electric service. It includes minimum charges for maintaining your grid interconnection. At the **annual true up** for NEM customers, this will also include your accumulated transmission and distribution charges, if any.

Account Summary

bill PAGE 1



ENERGY STATEMENT

www.pge.com/MyEnergy

Account No: 1234567891-0
Statement Date: 08/09/2018
Due Date: 08/30/2018

Service For:

Humboldt
County
Resident

Questions about your bill?

Solar Hotline: 1-877-743-4112 M-F 8-5
Phone: 1-866-743-0335
24 hours per day, 7 days per week
www.pge.com/MyEnergy

Local Office Address

2555 MYRTLE AVE
EUREKA, CA 95501

Your Enrolled Programs

Net Energy Metering (NEM)

Your Account Summary

Amount Due on Previous Statement	\$33.24
Payment(s) Received Since Last Statement	-33.24
Previous Unpaid Balance	\$0.00
Current PG&E Electric Monthly Charges	\$ 9.86
REDWOOD COAST ENERGY AUTHORITY Electric Generation Charges	0.00
Current Gas Charges	5.34

Total Amount Due \$ 15.20

Your Net Energy Metering (NEM) Account Summary

Year-to-date (YTD) NEM charges are based on your YTD usage. Your NEM balance will be reconciled on your annual True-Up statement (06/2018) and other charges and taxes may apply. No credits will be carried over to your next True-Up period. Please see the "Summary of Your NEM YTD Charges" for more details.

Total NEM Charges Before Taxes	-\$7.54
Total Electric Minimum Delivery Charges	9.86
YTD Estimated NEM Charges At True-Up	\$0.00

3 RCEA Electric Generation Charges

This is RCEA's charge for generating the electricity for the grid that powers your home or business. This charge replaces PG&E's fee for the same service. These charges are detailed on Page 7 of this Sample Bill.

Account Summary

bill PAGE 1



ENERGY STATEMENT

www.pge.com/MyEnergy

Account No: 1234567891-0
Statement Date: 08/09/2018
Due Date: 08/30/2018

Service For:

Humboldt
County
Resident

Questions about your bill?

Solar Hotline: 1-877-743-4112 M-F 8-5
Phone: 1-866-743-0335
24 hours per day, 7 days per week
www.pge.com/MyEnergy

Local Office Address

2555 MYRTLE AVE
EUREKA, CA 95501

Your Enrolled Programs

Net Energy Metering (NEM)

Your Account Summary

Amount Due on Previous Statement	\$33.24
Payment(s) Received Since Last Statement	-33.24
Previous Unpaid Balance	\$0.00
Current PG&E Electric Monthly Charges	\$ 9.86
REDWOOD COAST ENERGY AUTHORITY Electric Generation Charges	0.00
Current Gas Charges	5.34

Total Amount Due \$ 15.20

Your Net Energy Metering (NEM) Account Summary

Year-to-date (YTD) NEM charges are based on your YTD usage. Your NEM balance will be reconciled on your annual True-Up statement (06/2018) and other charges and taxes may apply. No credits will be carried over to your next True-Up period. Please see the "Summary of Your NEM YTD Charges" for more details.

Total NEM Charges Before Taxes	-\$7.54
Total Electric Minimum Delivery Charges	9.86
YTD Estimated NEM Charges At True-Up	\$0.00

4

Total Amount Due

The total amount due includes ALL of your fees for PG&E gas services and electric delivery, and RCEA electric generation services. You should pay the total amount due on your bill to PG&E, as indicated.

Account Summary

bill PAGE **1**



ENERGY STATEMENT

www.pge.com/MyEnergy

Account No: **1234567891-0**
Statement Date: **08/09/2018**
Due Date: **08/30/2018**

Service For:

Humboldt
County
Resident

Questions about your bill?

Solar Hotline: 1-877-743-4112 M-F 8-5
Phone: 1-866-743-0335
24 hours per day, 7 days per week
www.pge.com/MyEnergy

Local Office Address

2555 MYRTLE AVE
EUREKA, CA 95501

Your Enrolled Programs

Net Energy Metering (NEM)

Your Account Summary

Amount Due on Previous Statement	\$33.24
Payment(s) Received Since Last Statement	-33.24
Previous Unpaid Balance	\$0.00
Current PG&E Electric Monthly Charges	\$ 9.86
REDWOOD COAST ENERGY AUTHORITY Electric Generation Charges	0.00
Current Gas Charges	5.34

Total Amount Due \$ 15.20

Your Net Energy Metering (NEM) Account Summary

Year-to-date (YTD) NEM charges are based on your YTD usage. Your NEM balance will be reconciled on your annual True-Up statement (**06/2018**) and other charges and taxes may apply. No credits will be carried over to your next True-Up period. Please see the "Summary of Your NEM YTD Charges" for more details.

Total NEM Charges Before Taxes	-\$7.54
Total Electric Minimum Delivery Charges	9.86
YTD Estimated NEM Charges At True-Up	\$0.00



ENERGY STATEMENT

www.pge.com/MyEnergy

Account No: 1234567891-0

Statement Date: 08/09/2018

Due Date: 08/30/2018

Details of PG&E Electric Monthly Charges

07/03/2018 - 08/01/2018 (30 billing days)

Service For:

Service Agreement ID: 9876543210

Rate Schedule: ETOUA V Residential Time-of-Use Service

Enrolled Programs: Net Energy Metering I (NEM2)

07/03/2018 - 08/01/2018

Minimum Delivery Charge ¹ 30 days @ \$0.32854 \$9.86**Electric Monthly Charges \$9.86**

¹ The Minimum Delivery Charge is set by the CPUC. Your electric Minimum Delivery Charge for this period is \$ 9.86 . This amount can include applicable discounts and may be deducted at True-Up if your total NEM Charges Before Taxes are greater than your total Minimum Delivery Charges.

Service Information

Meter #	
Consumption	241.510000 kWh
Net Generation	-334.212000 kWh
Net Usage	-92.702000 kWh
Baseline Territory	V
Heat Source	Not Electric
Serial	K
Rotating Outage Block	50

5 Service Agreement ID

The service agreement number is a unique number in addition to your account number that documents your particular arrangement with PG&E (including metering information, and other factors) in order to calculate applicable charges.



ENERGY STATEMENT

www.pge.com/MyEnergy

Account No: **1234567891-0**
 Statement Date: **08/09/2018**
 Due Date: **08/30/2018**

Details of PG&E Electric Monthly Charges

07/03/2018 - 08/01/2018 (30 billing days)

Service For:

Service Agreement ID: 9876543210

Rate Schedule: ETOUA V Residential Time-of-Use Service

Enrolled Programs: Net Energy Metering I (NEM2)

07/03/2018 - 08/01/2018

Minimum Delivery Charge ¹ 30 days @ \$0.32854 **\$9.86**

Electric Monthly Charges \$9.86

¹ The Minimum Delivery Charge is set by the CPUC. Your electric Minimum Delivery Charge for this period is \$ 9.86 . This amount can include applicable discounts and may be deducted at True-Up if your total NEM Charges Before Taxes are greater than your total Minimum Delivery Charges.

Service Information

Meter #	
Consumption	241.510000 kWh
Net Generation	-334.212000 kWh
Net Usage	-92.702000 kWh
Baseline Territory	V
Heat Source	Not Electric
Serial	K
Rotating Outage Block	50

6

Minimum Delivery Charge

This represents the minimum service charge per day to be connected to PG&E's electricity grid. It is usually around \$10 per month.



ENERGY STATEMENT

www.pge.com/MyEnergy

Account No: **1234567891-0**

Statement Date: **08/09/2018**

Due Date: 08/30/2018

Details of PG&E Electric Monthly Charges

07/03/2018 - 08/01/2018 (30 billing days)

Service For:

Service Agreement ID: 9876543210

Rate Schedule: ETOUA V Residential Time-of-Use Service

Enrolled Programs: Net Energy Metering I (NEM2)

07/03/2018 - 08/01/2018

Minimum Delivery Charge ¹ 30 days @ \$0.32854 **\$9.86**

Electric Monthly Charges \$9.86

¹ The Minimum Delivery Charge is set by the CPUC. Your electric Minimum Delivery Charge for this period is \$ 9.86 . This amount can include applicable discounts and may be deducted at True-Up if your total NEM Charges Before Taxes are greater than your total Minimum Delivery Charges.

Service Information

Meter #	
Consumption	241.510000 kWh
Net Generation	-334.212000 kWh
Net Usage	-92.702000 kWh
Baseline Territory	V
Heat Source	Not Electric
Serial	K
Rotating Outage Block	50

7

Electric Monthly Charges

This is a charge that must be paid to PG&E every month to ensure grid access. It matches the charge on the summary page of your bill (item 2).



ENERGY STATEMENT

www.pge.com/MyEnergy

Account No: **1234567891-0**
 Statement Date: **08/09/2018**
 Due Date: **08/30/2018**

Details of PG&E Electric Monthly Charges

07/03/2018 - 08/01/2018 (30 billing days)

Service For:

Service Agreement ID: 9876543210

Rate Schedule: ETOUA V Residential Time-of-Use Service

Enrolled Programs: Net Energy Metering I (NEM2)

07/03/2018 - 08/01/2018

Minimum Delivery Charge ¹ 30 days @ \$0.32854 **\$9.86**

Electric Monthly Charges \$9.86

¹ The Minimum Delivery Charge is set by the CPUC. Your electric Minimum Delivery Charge for this period is \$ 9.86 . This amount can include applicable discounts and may be deducted at True-Up if your total NEM Charges Before Taxes are greater than your total Minimum Delivery Charges.

Service Information

Meter #	
Consumption	241.510000 kWh
Net Generation	-334.212000 kWh
Net Usage	-92.702000 kWh
Baseline Territory	V
Heat Source	Not Electric
Serial	K
Rotating Outage Block	50



ENERGY STATEMENT

www.pge.com/MyEnergy

Account No: 1234567891-0
 Statement Date: 08/09/2018
 Due Date: 08/30/2018

Details of NEM Charges

07/03/2018 - 08/01/2018 (30 billing days)

Service For:

Service Agreement ID: 9876543210

Rate Schedule: ETOUA V Residential Time-of-Use Service

Enrolled Programs: Net Energy Metering (NEM2)

07/03/2018 - 08/01/2018

Baseline Allowance	-258.00	kWh	(30 days x 8.6 kWh/day)	
Net Usage				
Peak	-58.901021	kWh	@ \$0.39980	-23.55
Off Peak	-33.800979	kWh	@ \$0.32423	-10.96
Baseline Credit	-92.702000	kWh	@-\$0.08581	7.95
NBC Net Usage Adjustment				1.96
State Mandated Non-Bypassable Charge ¹				5.11
Generation Credit				15.10
Power Charge Indifference Adjustment				-3.10
Franchise Fee Surcharge				-0.05

Monthly NEM Charges

\$-7.54

¹ The State Mandated Non-Bypassable Charge (NBC) cannot be reduced by any net generation credits. If applicable, additional discounts are included in the NBC.

2016 Vintaged Power Charge Indifference Adjustment

Your NEM balance will be reconciled on your True-Up statement (06/2018).

Average Daily Usage (kWh / day)

Last Year	Last Period	Current Period
-4.31	-6.23	-3.97

Service Information

Meter #
 Consumption 241.510000 kWh
 Net Generation -334.212000 kWh
 Net Usage -92.702000 kWh
 Baseline Territory V
 Heat Source B- Not Electric
 Serial K
 Rotating Outage Block 50

8

Charges (or Credits) for Electric Delivery

All new NEM accounts are on Time-of-Use rates, which means that the energy that you generate or use is worth more during peak use times. However, some customers are grandfathered in to tiered rates, which are exclusively based on how much energy is produced or used and not on when.

13



ENERGY STATEMENT

www.pge.com/MyEnergy

Account No: 1234567891-0
 Statement Date: 08/09/2018
 Due Date: 08/30/2018

Details of NEM Charges

07/03/2018 - 08/01/2018 (30 billing days)

Service For:

Service Agreement ID: 9876543210

Rate Schedule: ETOUA V Residential Time-of-Use Service

Enrolled Programs: Net Energy Metering (NEM2)

07/03/2018 - 08/01/2018

Baseline Allowance	-258.00	kWh	(30 days x 8.6 kWh/day)	
Net Usage				
Peak	-58.901021	kWh	@ \$0.39980	-23.55
Off Peak	-33.800979	kWh	@ \$0.32423	-10.96
Baseline Credit	-92.702000	kWh	@-\$0.08581	7.95
NBC Net Usage Adjustment				1.96
State Mandated Non-Bypassable Charge ¹				5.11
Generation Credit				15.10
Power Charge Indifference Adjustment				-3.10
Franchise Fee Surcharge				-0.05

Monthly NEM Charges

\$-7.54

¹ The State Mandated Non-Bypassable Charge (NBC) cannot be reduced by any net generation credits. If applicable, additional discounts are included in the NBC.

2016 Vintaged Power Charge Indifference Adjustment

Your NEM balance will be reconciled on your True-Up statement (06/2018).

Average Daily Usage (kWh / day)

Last Year	Last Period	Current Period
-4.31	-6.23	-3.97

Service Information

Meter #

Consumption 241.510000 kWh

Net Generation -334.212000 kWh

Net Usage -92.702000 kWh

Baseline Territory V

Heat Source B- Not Electric

Serial K

Rotating Outage Block 50

9

Non-Bypassable Charge

Most charges are included in the electricity rate; Non-Bypassable Charges (NBC) are separated in a different line item so that they cannot be reduced by solar generation. The Net Usage Adjustment ensures that customers are not double charged for NBCs. If you produce more electricity than you use it will be a positive charge; if you use more than you produce it will be negative.



ENERGY STATEMENT

www.pge.com/MyEnergy

Account No: 1234567891-0

Statement Date: 08/09/2018

Due Date: 08/30/2018

Details of NEM Charges

07/03/2018 - 08/01/2018 (30 billing days)

Service For:

Service Agreement ID: 9876543210

Rate Schedule: ETOUA V Residential Time-of-Use Service

Enrolled Programs: Net Energy Metering (NEM2)

07/03/2018 - 08/01/2018

Baseline Allowance	-258.00	kWh	(30 days x 8.6 kWh/day)	
Net Usage				
Peak	-58.901021	kWh	@ \$0.39980	-23.55
Off Peak	-33.800979	kWh	@ \$0.32423	-10.96
Baseline Credit	-92.702000	kWh	@-\$0.08581	7.95
NBC Net Usage Adjustment				1.96
State Mandated Non-Bypassable Charge ¹				5.11
Generation Credit				15.10
Power Charge Indifference Adjustment				-3.10
Franchise Fee Surcharge				-0.05

Monthly NEM Charges

\$-7.54

¹ The State Mandated Non-Bypassable Charge (NBC) cannot be reduced by any net generation credits. If applicable, additional discounts are included in the NBC.

2016 Vintaged Power Charge Indifference Adjustment

Your NEM balance will be reconciled on your True-Up statement (06/2018).

Average Daily Usage (kWh / day)

Last Year	Last Period	Current Period
-4.31	-6.23	-3.97

Service Information

Meter #

Consumption 241.510000 kWh

Net Generation -334.212000 kWh

Net Usage -92.702000 kWh

Baseline Territory V

Heat Source B- Not Electric

Serial K

Rotating Outage Block 50

10

Generation Credit

This is the amount PG&E would have charged you for generation, if you were not an RCEA customer. **Because RCEA now provides generation, your PG&E charges or credits will be reduced by this amount.**



ENERGY STATEMENT

www.pge.com/MyEnergy

Account No: 1234567891-0
 Statement Date: 08/09/2018
 Due Date: 08/30/2018

Details of NEM Charges

07/03/2018 - 08/01/2018 (30 billing days)

Service For:

Service Agreement ID: 9876543210

Rate Schedule: ETOUA V Residential Time-of-Use Service

Enrolled Programs: Net Energy Metering (NEM2)

07/03/2018 - 08/01/2018

Baseline Allowance	-258.00	kWh	(30 days x 8.6 kWh/day)	
Net Usage				
Peak	-58.901021	kWh	@ \$0.39980	-23.55
Off Peak	-33.800979	kWh	@ \$0.32423	-10.96
Baseline Credit	-92.702000	kWh	@-\$0.08581	7.95
NBC Net Usage Adjustment				1.96
State Mandated Non-Bypassable Charge ¹				5.11
Generation Credit				15.10
Power Charge Indifference Adjustment				-3.10
Franchise Fee Surcharge				-0.05

Monthly NEM Charges

\$-7.54

¹ The State Mandated Non-Bypassable Charge (NBC) cannot be reduced by any net generation credits. If applicable, additional discounts are included in the NBC.

2016 Vintaged Power Charge Indifference Adjustment

Your NEM balance will be reconciled on your True-Up statement (06/2018).

Average Daily Usage (kWh / day)

Last Year	Last Period	Current Period
-4.31	-6.23	-3.97

Service Information

Meter #
 Consumption 241.510000 kWh
 Net Generation -334.212000 kWh
 Net Usage -92.702000 kWh
 Baseline Territory V
 Heat Source B- Not Electric
 Serial K
 Rotating Outage Block 50

11

Power Charge Indifference Adjustment

This fee is required by PG&E of all RCEA customers. It is intended to ensure that customers who switch to RCEA pay for energy that PG&E procured on their behalf, prior to their switch.



ENERGY STATEMENT

www.pge.com/MyEnergy

Account No: **1234567891-0**

Statement Date: **08/09/2018**

Due Date: **08/30/2018**

Details of NEM Charges

07/03/2018 - 08/01/2018 (30 billing days)

Service For:

Service Agreement ID: 9876543210

Rate Schedule: ETOUA V Residential Time-of-Use Service

Enrolled Programs: Net Energy Metering (NEM2)

07/03/2018 - 08/01/2018

Baseline Allowance	-258.00	kWh	(30 days x 8.6 kWh/day)	
Net Usage				
Peak	-58.901021	kWh	@ \$0.39980	-23.55
Off Peak	-33.800979	kWh	@ \$0.32423	-10.96
Baseline Credit	-92.702000	kWh	@-\$0.08581	7.95
NBC Net Usage Adjustment				1.96
State Mandated Non-Bypassable Charge ¹				5.11
Generation Credit				15.10
Power Charge Indifference Adjustment				-3.10
Franchise Fee Surcharge				-0.05

Monthly NEM Charges

\$-7.54

¹ The State Mandated Non-Bypassable Charge (NBC) cannot be reduced by any net generation credits. If applicable, additional discounts are included in the NBC.

2016 Vintaged Power Charge Indifference Adjustment

Your NEM balance will be reconciled on your True-Up statement (**06/2018**).

Average Daily Usage (kWh / day)

Last Year	Last Period	Current Period
-4.31	-6.23	-3.97

Service Information

Meter #

Consumption 241.510000 kWh

Net Generation -334.212000 kWh

Net Usage -92.702000 kWh

Baseline Territory V

Heat Source B- Not Electric

Serial K

Rotating Outage Block 50

12

Franchise Fee Surcharge

This fee is collected by PG&E to pay for the right to use public streets to run gas and electric services.



ENERGY STATEMENT

www.pge.com/MyEnergy

Account No: 1234567891-0

Statement Date: 08/09/2018

Due Date: 08/30/2018

Details of NEM Charges

07/03/2018 - 08/01/2018 (30 billing days)

Service For:

Service Agreement ID: 9876543210

Rate Schedule: ETOUA V Residential Time-of-Use Service

Enrolled Programs: Net Energy Metering (NEM2)

07/03/2018 - 08/01/2018

Baseline Allowance	-258.00	kWh	(30 days x 8.6 kWh/day)	
Net Usage				
Peak	-58.901021	kWh	@ \$0.39980	-23.55
Off Peak	-33.800979	kWh	@ \$0.32423	-10.96
Baseline Credit	-92.702000	kWh	@-\$0.08581	7.95
NBC Net Usage Adjustment				1.96
State Mandated Non-Bypassable Charge ¹				5.11
Generation Credit				15.10
Power Charge Indifference Adjustment				-3.10
Franchise Fee Surcharge				-0.05

Monthly NEM Charges

\$-7.54

¹ The State Mandated Non-Bypassable Charge (NBC) cannot be reduced by any net generation credits. If applicable, additional discounts are included in the NBC.

2016 Vintaged Power Charge Indifference Adjustment

Your NEM balance will be reconciled on your True-Up statement (06/2018).

Average Daily Usage (kWh / day)

Last Year	Last Period	Current Period
-4.31	-6.23	-3.97

Service Information

Meter #

Consumption 241.510000 kWh

Net Generation -334.212000 kWh

Net Usage -92.702000 kWh

Baseline Territory V

Heat Source B- Not Electric

Serial K

Rotating Outage Block 50

13

Monthly PG&E NEM Delivery Charges

This is the sum of PG&E's charges or credits for electric **delivery**, which will be used for your annual true-up calculation.

Redwood Coast Energy Authority Charges

bill PAGE **7**



ENERGY STATEMENT

www.pge.com/MyEnergy

Account No: **1234567891-0**
Statement Date: **08/09/2018**
Due Date: **08/30/2018**

Details of REDWOOD COAST ENERGY AUTHORITY Electric Generation Charges

07/03/2018 - 08/01/2018 (30 billing days)

Service For:

Service Agreement ID: 9876543210 ESP Customer Number:

07/03/2018 - 08/01/2018

Rate Schedule: **NEM E-TOU-A**

GENERATION - OFF PEAK- -33.800979 kWh @ \$0.07748 -2.62

SUMMER

GENERATION - ON PEAK - -58.901021 kWh @ \$0.15079 -8.88

SUMMER

NET GENERATION BONUS -92.702000 kWh @ \$0.01000 -0.92

Net Charges -12.42

Energy Commission Surcharge 0.00

CREDITED TO NEM BALANCE 12.42

YOUR RCEA NEM CREDIT BALANCE IS NOW 57.29

**Total REDWOOD COAST ENERGY
AUTHORITY Electricity Generation
Charges**

\$0.00

Service Information

Total Usage -92.702000 kWh

For questions regarding charges on this page,
please contact:

REDWOOD COAST ENERGY AUTHORITY
633 3RD ST
EUREKA CA 95501
1-800-931-7232

PG&E no longer
charges you for
**electric
generation.**

14

Rate Schedule

This is where you will find your current rate schedule. More information on the various rates can be found at RedwoodEnergy.org.

Redwood Coast Energy Authority Charges

bill PAGE 7



ENERGY STATEMENT

www.pge.com/MyEnergy

Account No: 1234567891-0

Statement Date: 08/09/2018

Due Date: 08/30/2018

Details of REDWOOD COAST ENERGY AUTHORITY Electric Generation Charges

07/03/2018 - 08/01/2018 (30 billing days)

Service For:

Service Agreement ID: 9876543210 ESP Customer Number:

07/03/2018 - 08/01/2018

Rate Schedule: NEM E-TOU-A

GENERATION - OFF PEAK- -33.800979 kWh @ \$0.07748 -2.62

SUMMER

GENERATION - ON PEAK - -58.901021 kWh @ \$0.15079 -8.88

SUMMER

NET GENERATION BONUS -92.702000 kWh @ \$0.01000 -0.92

Net Charges -12.42

Energy Commission Surcharge 0.00

CREDITED TO NEM BALANCE 12.42

YOUR RCEA NEM CREDIT BALANCE IS NOW 57.29

**Total REDWOOD COAST ENERGY
AUTHORITY Electricity Generation
Charges**

\$0.00

Service Information

Total Usage -92.702000 kWh

For questions regarding charges on this page,
please contact:

REDWOOD COAST ENERGY AUTHORITY
633 3RD ST
EUREKA CA 95501
1-800-931-7232

PG&E no longer
charges you for
**electric
generation.**

15

Generation

This is the breakdown of charges for electricity you either consumed from RCEA or generated from your system. A positive number is the net electricity used. A negative number is the net electricity your system produced.

Redwood Coast Energy Authority Charges

bill PAGE 7



ENERGY STATEMENT

www.pge.com/MyEnergy

Account No: 1234567891-0
Statement Date: 08/09/2018
Due Date: 08/30/2018

Details of REDWOOD COAST ENERGY AUTHORITY Electric Generation Charges

07/03/2018 - 08/01/2018 (30 billing days)

Service For:

Service Agreement ID: 9876543210 ESP Customer Number:

07/03/2018 - 08/01/2018

Rate Schedule: NEM E-TOU-A

GENERATION - OFF PEAK- -33.800979 kWh @ \$0.07748 -2.62

SUMMER

GENERATION - ON PEAK - -58.901021 kWh @ \$0.15079 -8.88

SUMMER

NET GENERATION BONUS -92.702000 kWh @ \$0.01000 -0.92

Net Charges -12.42

Energy Commission Surcharge 0.00

CREDITED TO NEM BALANCE 12.42

YOUR RCEA NEM CREDIT BALANCE IS NOW 57.29

**Total REDWOOD COAST ENERGY
AUTHORITY Electricity Generation
Charges**

\$0.00

Service Information

Total Usage -92.702000 kWh

For questions regarding charges on this page,
please contact:

REDWOOD COAST ENERGY AUTHORITY
633 3RD ST
EUREKA CA 95501
1-800-931-7232

PG&E no longer
charges you for
**electric
generation.**

16 Net Generator Bonus

If you generate more electricity than you use each month, RCEA will credit you at your retail energy rate **plus an additional \$0.01/kWh bonus**. Those surplus credits will be rolled over to the next month for you to use later in the year or to cash out at RCEA's annual generation true-up in May.

Redwood Coast Energy Authority Charges

bill PAGE 7



ENERGY STATEMENT

www.pge.com/MyEnergy

Account No: 1234567891-0
Statement Date: 08/09/2018
Due Date: 08/30/2018

Details of REDWOOD COAST ENERGY AUTHORITY Electric Generation Charges

07/03/2018 - 08/01/2018 (30 billing days)

Service For:

Service Agreement ID: 9876543210 ESP Customer Number:

07/03/2018 - 08/01/2018

Rate Schedule: NEM E-TOU-A

GENERATION - OFF PEAK- SUMMER	-33.800979	kWh @ \$0.07748	-2.62
GENERATION - ON PEAK - SUMMER	-58.901021	kWh @ \$0.15079	-8.88
NET GENERATION BONUS	-92.702000	kWh @ \$0.01000	-0.92

Net Charges -12.42

Energy Commission Surcharge	0.00
CREDITED TO NEM BALANCE	12.42
YOUR RCEA NEM CREDIT BALANCE IS NOW	57.29

**Total REDWOOD COAST ENERGY
AUTHORITY Electricity Generation
Charges**

\$0.00

Service Information

Total Usage -92.702000 kWh

For questions regarding charges on this page,
please contact:

REDWOOD COAST ENERGY AUTHORITY
633 3RD ST
EUREKA CA 95501
1-800-931-7232

PG&E no longer
charges you for
**electric
generation.**

17

Net Charges

This represents the total of charges and credits for the month. A positive number expresses a charge, whereas a negative number expresses a credit.

Redwood Coast Energy Authority Charges

bill PAGE **7**



ENERGY STATEMENT

www.pge.com/MyEnergy

Account No: **1234567891-0**

Statement Date: **08/09/2018**

Due Date: 08/30/2018

Details of REDWOOD COAST ENERGY AUTHORITY Electric Generation Charges

07/03/2018 - 08/01/2018 (30 billing days)

Service For:

Service Agreement ID: 9876543210 ESP Customer Number:

07/03/2018 - 08/01/2018

Rate Schedule: **NEM E-TOU-A**

GENERATION - OFF PEAK- -33.800979 kWh @ \$0.07748 -2.62

SUMMER

GENERATION - ON PEAK - -58.901021 kWh @ \$0.15079 -8.88

SUMMER

NET GENERATION BONUS -92.702000 kWh @ \$0.01000 -0.92

Net Charges -12.42

Energy Commission Surcharge 0.00

CREDITED TO NEM BALANCE 12.42

YOUR RCEA NEM CREDIT BALANCE IS NOW 57.29

**Total REDWOOD COAST ENERGY
AUTHORITY Electricity Generation
Charges**

\$0.00

Service Information

Total Usage -92.702000 kWh

For questions regarding charges on this page,
please contact:

REDWOOD COAST ENERGY AUTHORITY
633 3RD ST
EUREKA CA 95501
1-800-931-7232

PG&E no longer
charges you for
**electric
generation.**

18

Energy Commission Surcharge

This fee is collected on behalf of the California Energy Commission and applies to all customers, regardless of service provider. It was previously included in PG&E's fees.

Redwood Coast Energy Authority Charges

bill PAGE **7**



ENERGY STATEMENT

www.pge.com/MyEnergy

Account No: **1234567891-0**

Statement Date: **08/09/2018**

Due Date: 08/30/2018

Details of REDWOOD COAST ENERGY AUTHORITY Electric Generation Charges

07/03/2018 - 08/01/2018 (30 billing days)

Service For:

Service Agreement ID: 9876543210 ESP Customer Number:

07/03/2018 - 08/01/2018

Rate Schedule: NEM E-TOU-A

GENERATION - OFF PEAK- -33.800979 kWh @ \$0.07748 -2.62

SUMMER

GENERATION - ON PEAK - -58.901021 kWh @ \$0.15079 -8.88

SUMMER

NET GENERATION BONUS -92.702000 kWh @ \$0.01000 -0.92

Net Charges -12.42

Energy Commission Surcharge 0.00

CREDITED TO NEM BALANCE 12.42

YOUR RCEA NEM CREDIT BALANCE IS NOW 57.29

**Total REDWOOD COAST ENERGY
AUTHORITY Electricity Generation
Charges**

\$0.00

Service Information

Total Usage -92.702000 kWh

For questions regarding charges on this page,
please contact:

REDWOOD COAST ENERGY AUTHORITY
633 3RD ST
EUREKA CA 95501
1-800-931-7232

PG&E no longer
charges you for
**electric
generation.**

19

Credited to NEM Balance

This number represents the amount of credit earned over the past month.

Redwood Coast Energy Authority Charges

bill PAGE 7



ENERGY STATEMENT

www.pge.com/MyEnergy

Account No: 1234567891-0

Statement Date: 08/09/2018

Due Date: 08/30/2018

Details of REDWOOD COAST ENERGY AUTHORITY Electric Generation Charges

07/03/2018 - 08/01/2018 (30 billing days)

Service For:

Service Agreement ID: 9876543210 ESP Customer Number:

07/03/2018 - 08/01/2018

Rate Schedule: NEM E-TOU-A

GENERATION - OFF PEAK- -33.800979 kWh @ \$0.07748 -2.62

SUMMER

GENERATION - ON PEAK - -58.901021 kWh @ \$0.15079 -8.88

SUMMER

NET GENERATION BONUS -92.702000 kWh @ \$0.01000 -0.92

Net Charges -12.42

Energy Commission Surcharge 0.00

CREDITED TO NEM BALANCE 12.42

YOUR RCEA NEM CREDIT BALANCE IS NOW 57.29

**Total REDWOOD COAST ENERGY
AUTHORITY Electricity Generation
Charges**

\$0.00

Service Information

Total Usage -92.702000 kWh

For questions regarding charges on this page,
please contact:

REDWOOD COAST ENERGY AUTHORITY
633 3RD ST
EUREKA CA 95501
1-800-931-7232

PG&E no longer
charges you for
**electric
generation.**

20

Your RCEA NEM Credit Balance Now

This number represents your total RCEA NEM credit balance. This amount will roll forward and be applied to any charges you will have next month to continue reducing your bill.

Redwood Coast Energy Authority Charges

bill PAGE **7**



ENERGY STATEMENT

www.pge.com/MyEnergy

Account No: **1234567891-0**
Statement Date: **08/09/2018**
Due Date: **08/30/2018**

Details of REDWOOD COAST ENERGY AUTHORITY Electric Generation Charges

07/03/2018 - 08/01/2018 (30 billing days)

Service For:

Service Agreement ID: 9876543210 ESP Customer Number:

07/03/2018 - 08/01/2018

Rate Schedule: NEM E-TOU-A

GENERATION - OFF PEAK- -33.800979 kWh @ \$0.07748 -2.62

SUMMER

GENERATION - ON PEAK - -58.901021 kWh @ \$0.15079 -8.88

SUMMER

NET GENERATION BONUS -92.702000 kWh @ \$0.01000 -0.92

Net Charges -12.42

Energy Commission Surcharge 0.00

CREDITED TO NEM BALANCE 12.42

YOUR RCEA NEM CREDIT BALANCE IS NOW 57.29

**Total REDWOOD COAST ENERGY
AUTHORITY Electricity Generation
Charges**

\$0.00

Service Information

Total Usage -92.702000 kWh

For questions regarding charges on this page,
please contact:

REDWOOD COAST ENERGY AUTHORITY
633 3RD ST
EUREKA CA 95501
1-800-931-7232

PG&E no longer
charges you for
**electric
generation.**

21 Total RCEA Electric Generation Charges

This is the sum of all electric generation charges from RCEA for the month, which matches the electric generation charge on the summary page of your bill. If your credit balance is greater than the month's net charges, this amount will be zero.



**Pacific Gas and
Electric Company**

**PACIFIC GAS AND ELECTRIC COMPANY
NET ENERGY METERING ELECTRIC STATEMENT
THIS IS NOT A BILL**

Service Dates: December 14,2020 to January 13,2021

True-up period from May 2020 to Apr 2021



Rate Schedule: ETOUCVB/NEM2

Account ID: [REDACTED]

Service ID: [REDACTED]

PAGE 1

This Detail of Bill summarizes your monthly billing and Net Energy Metering charges/credits. Any charges due are reflected on your monthly PG&E bill ("Energy Statement") which is provided separately and can also be accessed in your PG&E account online.

Energy charges for this account are due annually. Your annual True-up will be **Apr 2021**.

Following the True-up, generation credits and usage history are reset to zero and energy credits do not carry forward to your next True-up billing cycle.

BILLING SUMMARY

Minimum Charges	\$9.86
Total Current Month's Electric Charges Due	<u>\$9.86*</u>

*This amount is the minimum you must pay this month and is reflected on your regular monthly PG&E bill ("Energy Statement").

Build Solar Credits with



-
- Buy renewable energy when you have to rely on the grid.
 - If you produce more electricity than you use, you earn an extra \$0.01/kWh.



Next Week's Webinar:



RE
POWER
HOUR

Battery Storage Basics
July 28

Battery Storage Basics

10 a.m. and 5:30 p.m.

RCEA's Project Manager Mike Avcollie and Kyle Hass,
Senior Program Manager at Swell Energy.

Learn about battery basics, how solar systems can be paired with batteries, and how to begin investing in a battery storage system. Economic, environmental, and resilience benefits will be covered.



Community Choice Energy
Lower rates. Local control. Same reliable service.

Thank you
(707) 269-1700

info@redwoodenergy.org



REDWOOD COAST
EnergyAuthority